

Viva question on

SUBJECT NAME : DIGITAL IMAGE PROCESSING

2 MARKS

UNIT I

1. Define Image?

An image may be defined as two dimensional light intensity function $f(x, y)$ where x and y denote spatial co-ordinate and the amplitude or value of f at any point (x, y) is called intensity or grayscale or brightness of the image at that point.

2. What is Dynamic Range?

The range of values spanned by the gray scale is called dynamic range of an image. Image will have high contrast, if the dynamic range is high and image will have dull washed out gray look if the dynamic range is low.

3. Define Brightness?

Brightness of an object is the perceived luminance of the surround. Two objects with different surroundings would have identical luminance but different brightness.

4. Define Tapered Quantization?

If gray levels in a certain range occur frequently while others occurs rarely, the quantization levels are finely spaced in this range and coarsely spaced outside of it. This method is sometimes called Tapered Quantization.

5. What do you meant by Gray level?

Gray level refers to a scalar measure of intensity that ranges from black to grays and finally to white.

6. What do you meant by Color model?

A Color model is a specification of 3D-coordinates system and a subspace within that system where each color is represented by a single point.

7. List the hardware oriented color models?

- 1. RGB model**
- 2. CMY model**
- 3. YIQ model**
- 4. HSI model**

8. What is Hue of saturation?

Hue is a color attribute that describes a pure color where saturation gives a measure of the degree to which a pure color is diluted by white light.

9. List the applications of color models?

- 1. RGB model---** used for color monitor & color video camera
- 2. CMY model---**used for color printing
- 3. HIS model----**used for color image processing
- 4. YIQ model---**used for color picture transmission

10. What is Chromatic Adoption?

` The hue of a perceived color depends on the adoption of the viewer. For example, the American Flag will not immediately appear red, white, and blue of the viewer has been subjected to high intensity red light before viewing the flag. The color of the flag will appear to shift in hue toward the red component cyan.

11. Define Resolutions?

Resolution is defined as the smallest number of discernible detail in an image. Spatial resolution is the smallest discernible detail in an image and gray level resolution refers to the smallest discernible change in gray level.

12. What is meant by pixel?

A digital image is composed of a finite number of elements each of which has a particular location or value. These elements are referred to as pixels or image elements or picture elements or pels elements.

13. Define Digital image?

When x , y and the amplitude values of f all are finite discrete quantities, we call the image digital image.

14. What are the steps involved in DIP?

- 1. Image Acquisition**
- 2. Preprocessing**
- 3. Segmentation**
- 4. Representation and Description**
- 5. Recognition and Interpretation**

15. What is recognition and Interpretation?

Recognition means is a process that assigns a label to an object based on the information provided by its descriptors.

Interpretation means assigning meaning to a recognized object.

16. Specify the elements of DIP system?

- 1. Image Acquisition**
- 2. Storage**
- 3. Processing**
- 4. Display**

17. Explain the categories of digital storage?

- 1. Short term storage for use during processing.**
- 2. Online storage for relatively fast recall.**
- 3. Archical storage for infrequent access.**

18. What are the types of light receptors?

The two types of light receptors are

1. Cones and
2. Rods

19. Differentiate photopic and scotopic vision?

Photopic vision	Scotopic vision
1. The human being can resolve the fine details with these cones because each one is connected to its own nerve end. 2. This is also known as bright light vision.	Several rods are connected to one nerve end. So it gives the overall picture of the image. This is also known as thin light vision.

20. How cones and rods are distributed in retina?

In each eye, cones are in the range 6-7 million and rods are in the range 75-150 million.

21. Define subjective brightness and brightness adaptation?

Subjective brightness means intensity as preserved by the human visual system.

Brightness adaptation means the human visual system can operate only from scotopic to glare limit. It cannot operate over the range simultaneously. It accomplishes this large variation by changes in its overall intensity.

22. Define weber ratio

The ratio of increment of illumination to background of illumination is called as weber ratio.(ie) i/i

If the ratio (i/i) is small, then small percentage of change in intensity is needed (ie) good brightness adaptation.

If the ratio (i/i) is large, then large percentage of change in intensity is needed (ie) poor brightness adaptation.

23. What is meant by machband effect?

Machband effect means the intensity of the stripes is constant. Therefore it preserves the brightness pattern near the boundaries, these bands are called as machband effect.

24. What is simultaneous contrast?

The region reserved brightness not depend on its intensity but also on its background. All centre square have same intensity. However they appear to the eye to become darker as the background becomes lighter.

25. What is meant by illumination and reflectance?

Illumination is the amount of source light incident on the scene. It is represented as $i(x, y)$.

Reflectance is the amount of light reflected by the object in the scene. It is represented by $r(x, y)$.

26. Define sampling and quantization

Sampling means digitizing the co-ordinate value (x, y) .

Quantization means digitizing the amplitude value.

27. Find the number of bits required to store a 256 X 256 image with 32 gray levels?

$$\begin{aligned} 32 \text{ gray levels} &= 2^5 \\ &= 5 \text{ bits} \end{aligned}$$

$$256 * 256 * 5 = 327680 \text{ bits.}$$

28. Write the expression to find the number of bits to store a digital image?

The number of bits required to store a digital image is

$$b = M \times N \times k$$

When $M=N$, this equation becomes

$$b = N^2 k$$

30. What do you mean by Zooming of digital images?

Zooming may be viewed as over sampling. It involves the creation of new pixel locations and the assignment of gray levels to those new locations.

31. What do you mean by shrinking of digital images?

Shrinking may be viewed as under sampling. To shrink an image by one half, we delete every row and column. To reduce possible aliasing effect, it is a good idea to blur an image slightly before shrinking it.

32. Write short notes on neighbors of a pixel.

The pixel p at co-ordinates (x, y) has 4 neighbors (ie) 2 horizontal and 2 vertical neighbors whose co-ordinates are given by $(x+1, y)$, $(x-1, y)$, $(x, y-1)$, $(x, y+1)$. This is called as direct neighbors. It is denoted by $N_4(P)$

Four diagonal neighbors of p have co-ordinates $(x+1, y+1)$, $(x+1, y-1)$, $(x-1, y-1)$, $(x-1, y+1)$. It is denoted by $N_D(4)$.

Eight neighbors of p denoted by $N_8(P)$ is a combination of 4 direct neighbors and 4 diagonal neighbors.

33. Explain the types of connectivity.

1. 4 connectivity
2. 8 connectivity
3. M connectivity (mixed connectivity)

34. What is meant by path?

Path from pixel p with co-ordinates (x, y) to pixel q with co-ordinates (s, t) is a sequence of distinct pixels with co-ordinates.

35. Give the formula for calculating D_4 and D_8 distance.

D_4 distance (city block distance) is defined by

$$D_4(p, q) = |x-s| + |y-t|$$

D_8 distance(chess board distance) is defined

by $D_8(p, q) = \max(|x-s|, |y-t|)$.

36. What is geometric transformation?

Transformation is used to alter the co-ordinate description of image. The basic geometric transformations are

1. Image translation
2. Scaling
3. Image rotation

37. What is image translation and scaling?

Image translation means reposition the image from one co-ordinate location to another along straight line path.

Scaling is used to alter the size of the object or image (ie) a co-ordinate system is scaled by a factor.

38. What is the need for transform?

The need for transform is most of the signals or images are time domain signal (ie) signals can be measured with a function of time. This representation is not always best. For most image processing applications anyone of the mathematical transformation are applied to the signal or images to obtain further information from that signal.

39. Define the term Luminance?

Luminance measured in lumens (lm), gives a measure of the amount of energy an observer perceives from a light source.

40. What is Image Transform?

An image can be expanded in terms of a discrete set of basis arrays called basis images. These basis images can be generated by unitary matrices. Alternatively, a given $N \times N$ image can be viewed as an $N^2 \times 1$ vectors. An image transform provides a set of coordinates or basis vectors for vector space.

41. What are the applications of transform.

- 1) To reduce band width
- 2) To reduce redundancy
- 3) To extract feature.

42. Give the Conditions for perfect transform?

Transpose of matrix = Inverse of a matrix. Orthogonality.

43. What are the properties of unitary transform?

1) Determinant and the Eigen values of a unitary matrix have unity magnitude

- 2) the entropy of a random vector is preserved under a unitary Transformation
- 3) Since the entropy is a measure of average information, this means information is preserved under a unitary transformation.

44. Define fourier transform pair?

The fourier transform of $f(x)$ denoted by $F(u)$ is defined by

$$F(u) = \int f(x) e^{-j2\pi ux} dx \quad \text{-----(1)}$$

The inverse fourier transform of $f(x)$ is defined by

$$f(x) = \int F(u) e^{j2\pi ux} dx \quad \text{-----(2)}$$

The equations (1) and (2) are known as fourier transform pair.

45. Define fourier spectrum and spectral density?

Fourier spectrum is defined

$$\text{as } F(u) = |F(u)| e^{j\phi(u)}$$

Where

$$|F(u)| = \sqrt{R^2(u) + I^2(u)}$$

$$\phi(u) = \tan^{-1}(I(u)/R(u))$$

Spectral density is defined

$$\text{by } p(u) = |F(u)|^2$$

$$p(u) = R^2(u) + I^2(u)$$

46. Give the relation for 1-D discrete fourier transform pair?

The discrete fourier transform is defined by

$$F(u) = 1/N \sum_{x=0}^{n-1} f(x) e^{-j2\pi ux/N}$$

The inverse discrete fourier transform is given by

$$f(x) = \sum_{u=0}^{n-1} F(u) e^{j2\pi ux/N}$$

These equations are known as discrete fourier transform pair.

47. Specify the properties of 2D fourier transform.

The properties are

1. Separability
2. Translation
3. Periodicity and conjugate symmetry
4. Rotation
5. Distributivity and scaling
6. Average value

7. Laplacian
8. Convolution and correlation
9. sampling

48. Explain separability property in 2D fourier transform

The advantage of separable property is that $F(u, v)$ and $f(x, y)$ can be obtained by successive application of 1D fourier transform or its inverse.

$$F(u, v) = \frac{1}{N} \sum_{x=0}^{n-1} F(x, v) e^{-j2\pi ux/N}$$

Where

$$F(x, v) = N \left[\frac{1}{N} \sum_{y=0}^{n-1} f(x, y) e^{-j2\pi vy/N} \right]$$

49. Properties of twiddle factor.

1. Periodicity

$$W_N^{K+N} = W_N^K$$

2. Symmetry

$$W_N^{K+N/2} = -W_N^K$$

50. Give the Properties of one-dimensional DFT

1. The DFT and unitary DFT matrices are symmetric.
2. The extensions of the DFT and unitary DFT of a sequence and their inverse transforms are periodic with period N.
3. The DFT or unitary DFT of a real sequence is conjugate symmetric about N/2.

51. Give the Properties of two-dimensional DFT

1. Symmetric
2. Periodic extensions
3. Sampled Fourier transform
4. Conjugate symmetry.

52. What is meant by convolution?

The convolution of 2 functions is defined by $f(x)*g(x) = \int f(\tau) \cdot g(x-\tau) d\tau$ where τ is the dummy variable

53. State convolution theorem for 1D

If $f(x)$ has a fourier transform $F(u)$ and $g(x)$ has a fourier transform $G(u)$ then $f(x)*g(x)$ has a fourier transform $F(u) \cdot G(u)$.

Convolution in x domain can be obtained by taking the inverse fourier transform of the product $F(u) \cdot G(u)$.

Convolution in frequency domain reduces the multiplication in the x domain

$$F(x).g(x) \leftrightarrow F(u)* G(u)$$

These 2 results are referred to the convolution theorem.

54. What is wrap around error?

The individual periods of the convolution will overlap and referred to as wrap around error

55. Give the formula for correlation of 1D continuous function.

The correlation of 2 continuous functions $f(x)$ and $g(x)$ is defined by $f(x) \circ g(x) = \int_{-\infty}^{\infty} f^*(x-\tau) g(x+\tau) d\tau$

56. What are the properties of Haar transform.

1. Haar transform is real and orthogonal.
2. Haar transform is a very fast transform
3. Haar transform has very poor energy compaction for images
4. The basic vectors of Haar matrix sequensly ordered.

57. What are the Properties of Slant transform

1. Slant transform is real and orthogonal.
2. Slant transform is a fast transform
3. Slant transform has very good energy compaction for images
4. The basic vectors of Slant matrix are not sequensly ordered.

58. Specify the properties of forward transformation kernel?

The forward transformation kernel is said to be separable if $g(x, y, u, v) = g_1(x, u) \cdot g_2(y, v)$

The forward transformation kernel is symmetric if g_1 is functionally equal to g_2 $g(x, y, u, v) = g_1(x, u) \cdot g_1(y, v)$

59. Define fast Walsh transform.

The Walsh transform is defined by

$$w(u) = \frac{1}{N} \sum_{x=0}^{N-1} f(x) \prod_{i=0}^{N-1} (-1)^{b_i(x) \cdot b_{N-1-i}(u)}$$

60. Give the relation for 1-D DCT.

The 1-D DCT is,

$$C(u) = \alpha(u) \sum_{X=0}^{N-1} f(x) \cos\left[\frac{(2x+1)u}{2N}\right] \quad \text{where } u=0,1,2,\dots,N-1$$

$$\text{Inverse } f(x) = \sum_{v=0}^N \alpha(u) c(u) \cos\left[\frac{(2x+1)u}{2N}\right] \quad \text{where } x=0,1,2,\dots,N-1$$

61. Write slant transform matrix SN.

$$SN = \frac{1}{\sqrt{2}} \begin{bmatrix} 1 & 0 & 0 & 1 & 0 & 0 \\ aN & bN & & -aN & bN & \\ 0 & & I(N/2-1) & 0 & & I(N/2-1) \\ 1 & 0 & 0 & 0 & -1 & 0 \\ -bN & aN & & bN & aN & \\ 0 & & I(N/2-1) & 0 & & -I(N/2-1) \end{bmatrix} \begin{bmatrix} S & 0 \\ N/2 & \\ 0 & S \\ N/2 & \end{bmatrix}$$

62. Define Haar transform.

The Haar transform can be expressed in matrix form as,

$$T = HFH$$

Where $F = N \times N$ image matrix

$H = N \times N$ transformation matrix

$T =$ resulting $N \times N$ transform.

63. Define K-L transform.

Consider a set of n or multi-dimensional discrete signal represented as column vector x_1, x_2, \dots, x_n each having M elements,

$$X = \begin{bmatrix} X_1 \\ X_2 \\ \vdots \\ X_n \end{bmatrix}$$

The mean vector is defined as $M_x = E\{x\}$

Where $E\{x\}$ is the expected value of x .

For M vector samples mean vector is $M_x = \frac{1}{M} \sum_{K=1}^M X_k$

T

The co-variant matrix is, $C_x = E\{(X - M_x)(X - M_x)^T\}$

Where T -vector transposition $X \rightarrow N \times 1$ vector

$C_x \rightarrow n \times n$ matrix. M T

For M samples, $C_x = \frac{1}{M} \sum (x_k - M_x)(x_k - M_x)^T$.

K=1

K-L Transform $Y = A(X - M_X)$

UNIT II

1. Specify the objective of image enhancement technique.

The objective of enhancement technique is to process an image so that the result is more suitable than the original image for a particular application.

2. Explain the 2 categories of image enhancement.

- i) Spatial domain refers to image plane itself & approaches in this category are based on direct manipulation of picture image.
- ii) Frequency domain methods based on modifying the image by fourier transform.

3. What is contrast stretching?

Contrast stretching reduces an image of higher contrast than the original by darkening the levels below m and brightening the levels above m in the image.

4. What is grey level slicing?

Highlighting a specific range of grey levels in an image often is desired. Applications include enhancing features such as masses of water in satellite imagery and enhancing flaws in x-ray images.

5. Define image subtraction.

The difference between 2 images $f(x,y)$ and $h(x,y)$ expressed as,

$$g(x,y) = f(x,y) - h(x,y)$$

is obtained by computing the difference between all pairs of corresponding pixels from f and h .

6. What is the purpose of image averaging?

An important application of image averaging is in the field of astronomy, where imaging with very low light levels is routine, causing sensor noise frequently to render single images virtually useless for analysis.

7. What is meant by masking?

Mask is the small 2-D array in which the values of mask co-efficient determines the nature of process.

The enhancement technique based on this type of approach is referred to as mask processing.

8. Give the formula for negative and log transformation.

$$\text{Negative: } S = L - 1 - r$$

Log: $S = c \log(1+r)$
Where c-constant and $r \geq 0$

9. What is meant by bit plane slicing?

Instead of highlighting gray level ranges, highlighting the contribution made to total image appearance by specific bits might be desired. Suppose that each pixel in an image is represented by 8 bits. Imagine that the image is composed of eight 1-bit planes, ranging from bit plane 0 for LSB to bit plane-7 for MSB.

10. Define histogram.

The histogram of a digital image with gray levels in the range [0, L-1] is a discrete function $h(r_k) = n_k$.

r_k -kth gray level

n_k -number of pixels in the image having gray level r_k .

11. What is meant by histogram equalization?

$$S_k = T(r_k) = \sum_{j=0}^k \Pr(r_j) = \sum_{j=0}^k n_j/n \quad \text{where } k=0,1,2,\dots,L-1$$

This transformation is called histogram equalization.

12. Differentiate linear spatial filter and non-linear spatial filter.

s.no.	Linear spatial filter	Non-linear spatial filter
1.	Response is a sum of products of the filter co-efficient.	They do not explicitly use co-efficients in the sum-of-products.
2.	$R = w(-1,-1) f(x-1,y-1) + w(-1,0) f(x-1,y) + \dots + w(0,0) f(x,y) + \dots + w(1,0) f(x+1,y) + w(1,1) f(x+1,y+1).$	$R = w_1z_1 + w_2z_2 + \dots + w_9z_9$ $= \sum_{i=1}^9 w_i z_i$

13. Give the mask used for high boost filtering.

0	-1	0
-1	A+4	-1
0	-1	0

-1	-1	-1
-1	A+8	-1
-1	-1	-1



14. What is meant by laplacian filter?

The laplacian for a function $f(x,y)$ of 2 variables is defined as,

$$\nabla^2 f = \frac{\partial^2 f}{\partial x^2} + \frac{\partial^2 f}{\partial y^2}$$

15. Write the steps involved in frequency domain filtering.

1. Multiply the input image by $(-1)^{x+y}$ to center the transform.
2. Compute $F(u,v)$, the DFT of the image from (1).
3. Multiply $F(u,v)$ by a filter function $H(u,v)$.
4. Compute the inverse DFT of the result in (3).
5. Obtain the real part of the result in (4).
6. Multiply the result in (5) by $(-1)^{x+y}$

16. Give the formula for transform function of a Butterworth low pass filter.

The transfer function of a Butterworth low pass filter of order n and with cut off frequency at a distance D_0 from the origin is,

$$H(u,v) = \frac{1}{1 + [D(u,v) / D_0]^{2n}}$$

Where $D(u,v) = [(u - M/2)^2 + (v - N/2)^2]^{1/2}$

17. What do you mean by Point processing?

Image enhancement at any Point in an image depends only on the gray level at that point is often referred to as Point processing.

18. What is Image Negatives?

The negative of an image with gray levels in the range $[0, L-1]$ is obtained by using the negative transformation, which is given by the expression.

$$s = L-1-r$$

Where s is output pixel

r is input pixel

19. Define Derivative filter?

For a function $f(x, y)$, the gradient f at co-ordinate (x, y) is defined as the vector

$$\nabla f = \begin{pmatrix} \frac{\partial f}{\partial x} \\ \frac{\partial f}{\partial y} \end{pmatrix}$$

— —

$$|\mathbf{f}| = \text{mag}(\mathbf{f}) = \{[(\partial f/\partial x)^2 + (\partial f/\partial y)^2]\}^{1/2}$$

20. Explain spatial filtering?

Spatial filtering is the process of moving the filter mask from point to point in an image. For linear spatial filter, the response is given by a sum of products of the filter coefficients, and the corresponding image pixels in the area spanned by the filter mask.

21. What is a Median filter?

The median filter replaces the value of a pixel by the median of the gray levels in the neighborhood of that pixel.

22. What is maximum filter and minimum filter?

The 100th percentile is maximum filter is used in finding brightest points in an image. The 0th percentile filter is minimum filter used for finding darkest points in an image.

23. Write the application of sharpening filters?

1. Electronic printing and medical imaging to industrial application
2. Autonomous target detection in smart weapons.

24. Name the different types of derivative filters?

1. Perwitt operators
2. Roberts cross gradient operators
3. Sobel operators

UNIT III

1. What is meant by Image Restoration?

Restoration attempts to reconstruct or recover an image that has been degraded by using a clear knowledge of the degrading phenomenon.

2. What are the two properties in Linear Operator?

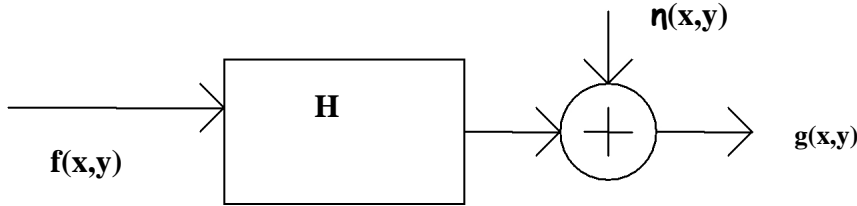
- Additivity
- Homogeneity

4. Explain additivity property in Linear Operator?

$$H[f_1(x,y)+f_2(x,y)]=H[f_1(x,y)]+H[f_2(x,y)]$$

The additive property says that if **H** is the linear operator, the response to a sum of two is equal to the sum of the two responses.

4. How a degradation process is modeled?



A system operator H, which together with an additive white noise term $\eta(x,y)$ operates on an input image $f(x,y)$ to produce a degraded image $g(x,y)$.

5. Explain homogeneity property in Linear Operator?

$$H[k_1 f_1(x,y)] = k_1 H[f_1(x,y)]$$

The homogeneity property says that, the response to a constant multiple of any input is equal to the response to that input multiplied by the same constant.

6. Give the relation for degradation model for continuous function?

$$g(x,y) = \int_{-\infty}^{\infty} \int_{-\infty}^{\infty} f(\alpha,\beta) h(x-\alpha, y-\beta) d\alpha d\beta + \eta(x,y)$$

7. What is fredholm integral of first kind?

$$g(x,y) = \int_{-\infty}^{\infty} \int_{-\infty}^{\infty} f(\alpha,\beta) h(x,\alpha, y,\beta) d\alpha d\beta$$

which is called the superposition or convolution or fredholm integral of first kind. It states that if the response of H to an impulse is known, the response to any input $f(\alpha,\beta)$ can be calculated by means of fredholm integral.

8. Define circulant matrix?

A square matrix, in which each row is a circular shift of the preceding row and the first row is a circular shift of the last row, is called circulant matrix.

$$H_e = \begin{bmatrix} h_e(0) & h_e(M-1) & h_e(M-2) & \dots & h_e(1) \\ h_e(1) & h_e(0) & h_e(M-1) & \dots & h_e(2) \\ \cdot & & & & \\ \cdot & & & & \end{bmatrix}$$

$$\left[\begin{array}{c} \cdot \\ h_e(M-1) \quad h_e(M-2) \quad h_e(M-3) \dots \dots \dots h_e(0) \end{array} \right]$$

9. What is concept algebraic approach?

The concept of algebraic approach is to estimate the original image which minimizes a predefined criterion of performances.

10. What are the two methods of algebraic approach?

- o Unconstraint restoration approach
- o Constraint restoration approach

11. Define Gray-level interpolation?

Gray-level interpolation deals with the assignment of gray levels to pixels in the spatially transformed image

12. What is meant by Noise probability density function?

The spatial noise descriptor is the statistical behavior of gray level values in the noise component of the model.

13. Why the restoration is called as unconstrained restoration?

In the absence of any knowledge about the noise 'n', a meaningful criterion function is to seek an f^{\wedge} such that $H f^{\wedge}$ approximates of in a least square sense by assuming the noise term is as small as possible.

Where H = system operator.

f^{\wedge} = estimated input image.

g = degraded image.

14. Which is the most frequent method to overcome the difficulty to formulate the spatial relocation of pixels?

The point is the most frequent method, which are subsets of pixels whose location in the input (distorted) and output (corrected) imaged is known precisely.

15. What are the three methods of estimating the degradation function?

1. Observation
2. Experimentation
3. Mathematical modeling.

16. What are the types of noise models?

Guassian noise

Rayleigh noise

LORDS INSTITUTE OF ENGINEERING & TECHNOLOGY

Erlang noise
Exponential noise
Uniform noise
Impulse noise

17. Give the relation for gaussian noise?

Guassian noise:

The PDF gaussian random variable Z is given by

$$P(Z) = e^{-\frac{(Z-\mu)^2}{2\sigma^2}} / \sqrt{2\pi\sigma}$$

Z → Gray level value

σ → standard deviation

σ² → variance of Z

μ → mean of the graylevel value Z

18. Give the relation for rayleigh noise?

Rayleigh noise:

The PDF is

$$P(Z) = \begin{cases} \frac{2(z-a)}{b} e^{-\frac{z-a}{b}} & \text{for } Z \geq a \\ 0 & \text{for } Z < a \end{cases}$$

mean $\mu = a + \sqrt{\pi}b/4$

standard deviation $\sigma^2 = b(4-\pi)/4$

19. Give the relation for Gamma noise?

Gamma noise:

The PDF is

$$P(Z) = \begin{cases} a^b z^{b-1} e^{-az} / (b-1)! & \text{for } Z \geq 0 \\ 0 & \text{for } Z < 0 \end{cases}$$

mean $\mu = b/a$

standard deviation $\sigma^2 = b/a^2$

20. Give the relation for Exponential noise?

Exponential noise

The PDF is

$$P(Z) = \begin{cases} ae^{-az} & Z \geq 0 \\ 0 & Z < 0 \end{cases}$$

mean $\mu = 1/a$

standard deviation $\sigma^2 = 1/a^2$

21. Give the relation for Uniform noise?

Uniform noise:

The PDF is

LORDS INSTITUTE OF ENGINEERING & TECHNOLOGY

$$P(Z) = \begin{cases} 1/(b-a) & \text{if } a \leq Z \leq b \\ 0 & \text{otherwise} \end{cases}$$

mean $\mu = a + b/2$

standard deviation $\sigma^2 = (b-a)^2/12$

22. Give the relation for Impulse noise?

Impulse noise:

The PDF is

$$P(Z) = \begin{cases} P_a & \text{for } z=a \\ P_b & \text{for } z=b \\ 0 & \text{Otherwise} \end{cases}$$

24. What is inverse filtering?

The simplest approach to restoration is direct inverse filtering, an estimate $F^{\wedge}(u,v)$ of the transform of the original image simply by dividing the transform of the degraded image $G^{\wedge}(u,v)$ by the degradation function.

$$F^{\wedge}(u,v) = G^{\wedge}(u,v)/H(u,v)$$

24. What is pseudo inverse filter?

It is the stabilized version of the inverse filter. For a linear shift invariant system with frequency response $H(u,v)$ the pseudo inverse filter is defined as

$$\hat{H}(u,v) = \begin{cases} 1/H(u,v) & H \neq 0 \\ 0 & H = 0 \end{cases}$$

25. What is meant by least mean square filter?

The limitation of inverse and pseudo inverse filter is very sensitive noise. The Wiener filtering is a method of restoring images in the presence of blurr as well as noise.

26. Give the equation for singular value decomposition of an image?

$$U = \sum_{m=1}^r \psi \sqrt{\lambda_m} \varphi_m^T$$

This equation is called as singular value decomposition of an image.

27. Write the properties of Singular value Decomposition(SVD)?

The SVD transform varies drastically from image to image.

The SVD transform gives best energy packing efficiency for any given image.

The SVD transform is useful in the design of filters finding least square, minimum solution of linear equation and finding rank of large matrices.

28. What is meant by blind image restoration?

An information about the degradation must be extracted from the observed image either explicitly or implicitly. This task is called as blind image restoration.

29. What are the two approaches for blind image restoration?

- Direct measurement
- Indirect estimation

31. What is meant by Direct measurement?

In direct measurement the blur impulse response and noise levels are first estimated from an observed image where this parameter are utilized in the restoration.

31. What is blur impulse response and noise levels?

Blur impulse response: This parameter is measured by isolating an image of a suspected object within a picture.

Noise levels: The noise of an observed image can be estimated by measuring the image covariance over a region of constant background luminence.

32. What is meant by indirect estimation?

Indirect estimation method employ temporal or spatial averaging to either obtain a restoration or to obtain key elements of an image restoration algorithm.

33. Give the difference between Enhancement and Restoration?

Enhancement technique is based primarily on the pleasing aspects it might present to the viewer. For example: Contrast Stretching.

Where as **Removal of image blur** by applying a deblurrings function is considered a restoration technique.

UNIT IV

1. What is image compression?

Image compression refers to the process of redundancy amount of data required to represent the given quantity of information for digital image. The basis of reduction process is removal of redundant data.

2. What is Data Compression?

Data compression requires the identification and extraction of source redundancy. In other words, data compression seeks to reduce the number of bits used to store or transmit information.

3. What are two main types of Data compression?

- **Lossless compression** can recover the exact original data after compression. It is used mainly for compressing database records, spreadsheets or word processing files, where exact replication of the original is essential.
- **Lossy compression** will result in a certain loss of accuracy in exchange for a substantial increase in compression. Lossy compression is more effective when used to compress graphic images and digitised voice where losses

outside visual or aural perception can be tolerated.

4. What is the need for Compression?

In terms of storage, the capacity of a storage device can be effectively increased with methods that compress a body of data on its way to a storage device and decompresses it when it is retrieved.

In terms of communications, the bandwidth of a digital communication link can be effectively increased by compressing data at the sending end and decompressing data at the receiving end.

At any given time, the ability of the Internet to transfer data is fixed. Thus, if data can effectively be compressed wherever possible, significant improvements of data throughput can be achieved. Many files can be combined into one compressed document making sending easier.

5. What are different Compression Methods?

Run Length Encoding

(RLE) Arithmetic coding

Huffman coding and

Transform coding

6. Define coding redundancy?

If the gray level of an image is coded in a way that uses more code words than necessary to represent each gray level, then the resulting image is said to contain coding redundancy.

7. Define interpixel redundancy?

The value of any given pixel can be predicted from the values of its neighbors. The information carried by is small. Therefore the visual contribution of a single pixel to an image is redundant. Otherwise called as spatial redundant geometric redundant or interpixel redundant.

Eg: Run length coding

8. What is run length coding?

Run-length Encoding, or RLE is a technique used to reduce the size of a repeating string of characters. This repeating string is called a *run*; typically RLE encodes a run of symbols into two bytes, a count and a symbol. RLE can compress any type of data regardless of its information content, but the content of data to be compressed affects the compression ratio. Compression is normally measured with the compression ratio:

9. Define compression ratio.

Compression Ratio = original size / compressed size: 1

10. Define psycho visual redundancy?

In normal visual processing certain information has less importance than other information. So this information is said to be psycho visual redundant.

11. Define encoder

Source encoder is responsible for removing the coding and interpixel redundancy and psycho visual redundancy.

There are two components

- A) Source Encoder
- B) Channel Encoder

12. Define source encoder

Source encoder performs three operations

1) Mapper -this transforms the input data into non-visual format. It reduces the interpixel redundancy.

2) Quantizer - It reduces the psycho visual redundancy of the input images .This step is omitted if the system is error free.

3) Symbol encoder- This reduces the coding redundancy .This is the final stage of encoding process.

13. Define channel encoder

The channel encoder reduces reduces the impact of the channel noise by inserting redundant bits into the source encoded data.

Eg: Hamming code

14. What are the types of decoder?

Source decoder- has two components

- a) Symbol decoder- This performs inverse operation of symbol encoder.
- b) Inverse mapping- This performs inverse operation of mapper. Channel decoder-this is omitted if the system is error free.

15. What are the operations performed by error free compression?

1) Devising an alternative representation of the image in which its interpixel redundant are reduced.

2) Coding the representation to eliminate coding redundancy

16. What is Variable Length Coding?

Variable Length Coding is the simplest approach to error free compression. It reduces only the coding redundancy. It assigns the shortest possible codeword to the most probable gray levels.

17. Define Huffman coding

- Huffman coding is a popular technique for removing coding redundancy.

- **When coding the symbols of an information source the Huffman code yields the smallest possible number of code words, code symbols per source symbol.**

18. Define Block code

Each source symbol is mapped into fixed sequence of code symbols or code words. So it is called as block code.

19. Define instantaneous code

A code word that is not a prefix of any other code word is called instantaneous or prefix codeword.

20. Define uniquely decodable code

A code word that is not a combination of any other codeword is said to be uniquely decodable code.

21. Define B2 code

Each code word is made up of continuation bit c and information bit which are binary numbers. This is called B2 code or B code. This is called B2 code because two information bits are used for continuation bits

22. Define the procedure for Huffman shift

List all the source symbols along with its probabilities in descending order. Divide the total number of symbols into block of equal size. Sum the probabilities of all the source symbols outside the reference block. Now apply the procedure for reference block, including the prefix source symbol. The code words for the remaining symbols can be constructed by means of one or more prefix code followed by the reference block as in the case of binary shift code.

23. Define arithmetic coding

In arithmetic coding one to one corresponds between source symbols and code word doesn't exist where as the single arithmetic code word assigned for a sequence of source symbols. A code word defines an interval of number between 0 and 1.

24. What is bit plane Decomposition?

An effective technique for reducing an image's interpixel redundancies is to process the image's bit plane individually. This technique is based on the concept of decomposing multilevel images into a series of binary images and compressing each binary image via one of several well-known binary compression methods.

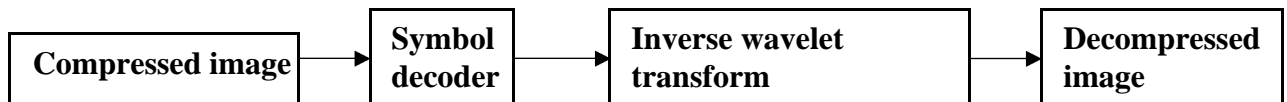
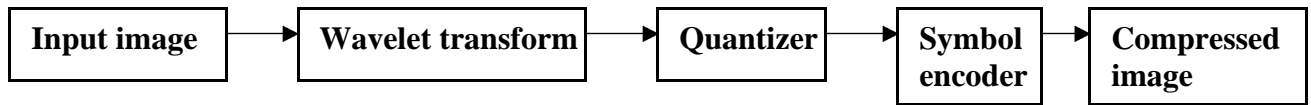
25. What are three categories of constant area coding?

The three categories of constant area coding are

- All white
- All black
- Mixed intensity.

The most probable or frequency occurring is assign a 1 bit code '0', other two categories area assigned as 2 bit code '10' and '11'

26. Draw the block diagram of transform coding system



27. How effectiveness of quantization can be improved?

- Introducing an enlarged quantization interval around zero, called a dead zero.
- Adapting the size of the quantization intervals from scale to scale. In either case, the selected quantization intervals must be transmitted to the decoder with the encoded image bit stream.

28. What are the coding systems in JPEG?

1. A lossy baseline coding system, which is based on the DCT and is adequate for most compression application.
2. An extended coding system for greater compression, higher precision or progressive reconstruction applications.
3. a lossless independent coding system for reversible compression.

29. What is JPEG?

The acronym is expanded as "Joint Photographic Expert Group". It is an international standard in 1992. It perfectly Works with color and grayscale images, Many applications e.g., satellite, medical,...

30. What are the basic steps in JPEG?

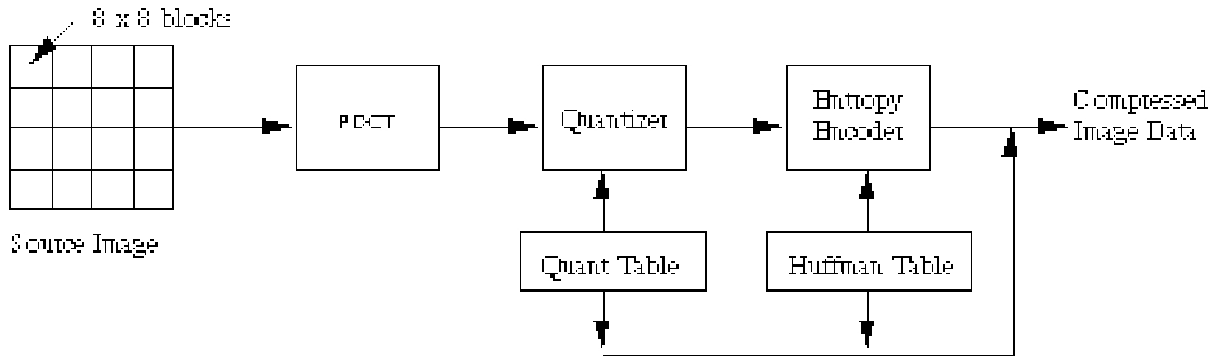
The Major Steps in JPEG Coding involve:

- DCT (Discrete Cosine Transformation)
- Quantization
- Zigzag Scan
- DPCM on DC component
- RLE on AC Components
- Entropy Coding

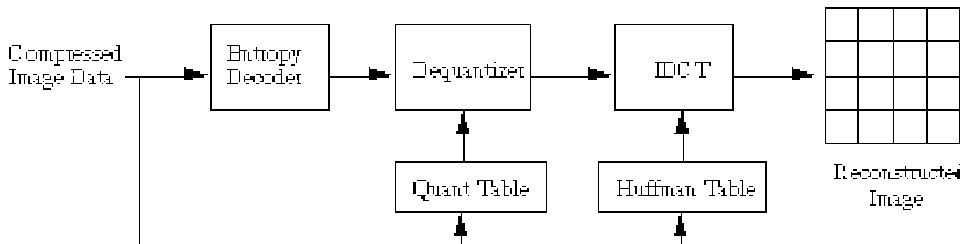
31. What is MPEG?

The acronym is expanded as "Moving Picture Expert Group". It is an international standard in 1992. It perfectly Works with video and also used in teleconferencing

32. Draw the JPEG Encoder.



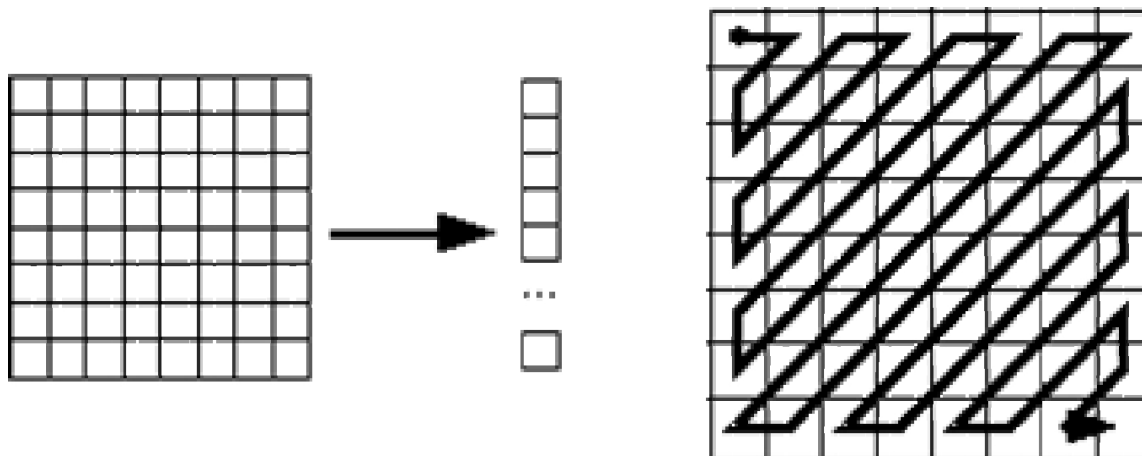
33. Draw the JPEG Decoder.



34. What is zig zag sequence?

The purpose of the Zig-zag Scan:

- To group low frequency coefficients in top of vector.
- Maps 8 x 8 to a 1 x 64 vector



35. Define I-frame

I-frame is Intraframe or Independent frame. An I-frame is compressed independently of all frames. It resembles a JPEG encoded image. It is the reference point for the motion estimation needed to generate subsequent P and P-frame.

[PDF to Word](#)